

YETI
CYCLES

TRANS  **NZ**

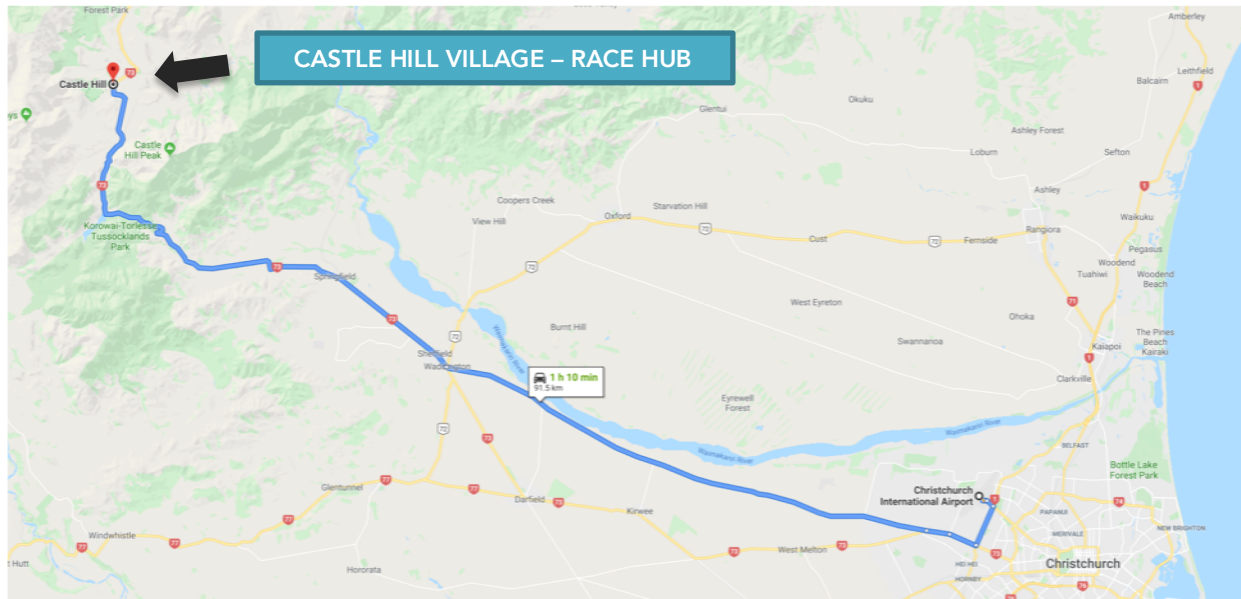
SIX DAY ENDURO MTB ADVENTURE



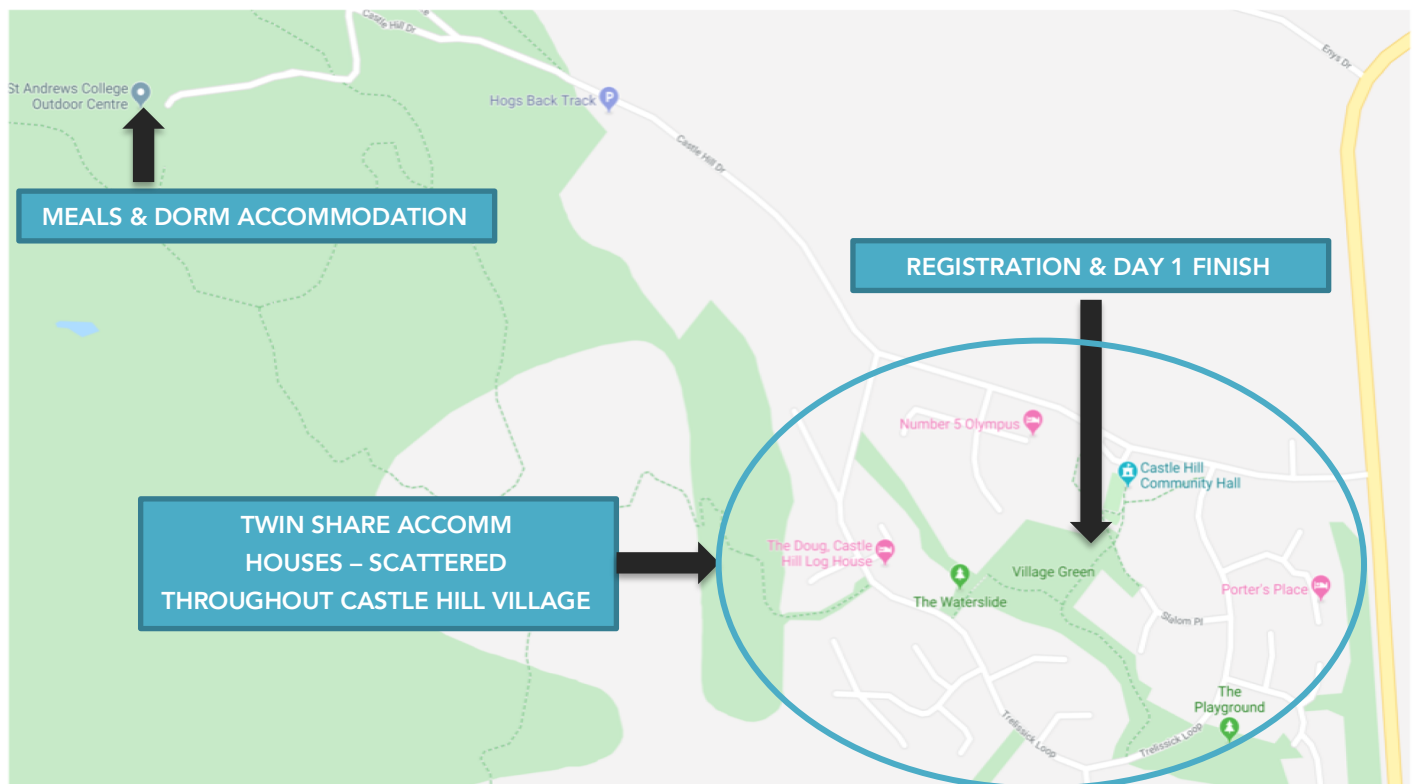
SHIMANO

ACCOMMODATION

Arrival Day to Day 2 - Feb 15 to 17



- ⇒ All Inclusive Dorm Package Riders: Most will be staying at St Andrews College (bunk bed rooms)
- ⇒ Note: some of you might be put in bunk rooms in the houses in Castle Hill Village
- ⇒ All Inclusive Dorm with first 2 nights in a tent: Tents set up at St Andrews College
- ⇒ All Inclusive Twin Share Pamper Package: You are staying in a variety of houses throughout Castle Hill Village
- ⇒ ALL Meals will be at St Andrew's College



ACCOMMODATION

Castle Hill Village - Details

WHAT YOU NEED TO BRING:

- ⇒ Note: for those that have done the race before: we have lost Flock Hill Lodge this year due to renovations, it almost cancelled the entire event due to lack of accommodation in the Castle Hill area, but we have been creative and have found ways to keep it alive!!!
- ⇒ By January, you will be emailed out the rooming list that will show you what accommodation you have been allocated to
- ⇒ **DORM PACKAGE**
 - If you are on the Dorm Package you **MUST BRING a sleeping bag**
 - You also **MUST BRING a towel**
 - Also bring a pillow case so you can stuff it with clothes to use as a pillow or bring a camping pillow
 - This is just needed for the first 2 x nights, as the remaining 5 nights the accommodation provides: sheets, blankets and towels
 - St Andrew's Lodge is run off generator so there will only be a small window in the evenings to recharge phones, gopro's etc.
- ⇒ **PAMPER TWIN SHARE PACKAGE**
 - If you are on this package you **MUST BRING bed sheets and a pillow case**
 - You **MUST ALSO BRING a towel**
 - You will be allocated to people's personal holiday houses where they provide blankets and pillows but no sheets or pillow cases. You can choose to bring a sleeping bag instead, but sheets are smaller and lighter to pack and more comfortable to sleep in
 - When the rooming list gets sent out it will indicate the bed size you are in eg queen/double/single, so you will then know what size sheets to bring to fit the bed you are allocated to



ACCOMMODATION

Queenstown - Pinewood Lodge

QUEENSTOWN - FEB 17 TO 22

- ⇒ Everyone will be staying at Pinewood Lodge in Queenstown on the remaining 5 nights
- ⇒ In a mixture of dorm style accommodation and twin share accommodation
- ⇒ All meals will also be based out of Pinewood Lodge



GENERAL INFO

Loss of Luggage - Address

I don't really want to say it, but with 120 people arriving on Feb 15th and with a majority of this amount arriving by flights, there is a change baggage/bikes won't make it. We always hope not but if you need to give an address to the airline for your missing bags to be delivered to, then we will be at the below address. (Advised to carry your helmet, bike shoes and bike pedal on the plane with you):

Feb 15th to 17th (leaving that day by 12pm)

Megan Rose

25 Slalom Place,

Castle Hill Village 7580

My cell number: 021-069-7707

Feb 17th to 22nd

Pinewood Lodge, 48 Hamilton Road, Queenstown, 9300 Otago, NZ

Laundry Facilities

Nights 1 & 2: No facilities for those on Dorm Package staying at St Andrew's College Lodge but those on Twin Share package, there should be washing machines in the houses (you may need to bring laundry detergent)

Nights 3-7: There are washer and dryers at Pinewood Lodge. Coin operated.

Protection - Knee pads / Full Face Helmets

There are no requirements or rules that you have to wear a full face helmet or elbow pads. Knee Pads are mandatory. You are going to be out there for 3-5hrs a day so taking a full face is a commitment, but I know some of you are use to this and prefer this, which is totally ok. About 50% wear full face and 50% wear half lid.

Weather

Be prepared for anything. You are in the mountains of NZ that have a mind of their own. It could be 25-30 deg Celsius, sunny and super hot or it could be clouded in, windy, rainy, cold and down to below 10 deg's. 2019 it was snowing day 1 and 4 and super hot on other days! It makes it super tough for packing, but I will update you all the week before on what the weather gods are looking to deal us for the week to give you a rough idea! Bring a rain jacket, some warm base layers and warm gloves just to be sure.



GENERAL INFO

Food Station on Course & Lunch

There will be 1 food/water station each day on course at around the half way point for all riders. There will be the usual lineup of food: bananas, bars, snacks, muffins, electrolyte, water etc. If you have favorite race food and snacks and/or have allergies to certain foods, then bring your own favorite snacks along, but we will have ample supplies for you. You will also receive your lunch either at the finish line or some days mid-course. All riders (including self-supported / dirtbag package riders) get lunch.

Breakfast and Dinner

All meals are included for those on the all-inclusive package. You will get dinner each night, breakfast each day that will include a few hot items like eggs and bacon along with full continental of cereal and toast selections etc. Make sure you indicated on your reg form if you have any dietary requirements. If you did not them email megan@ridingbc.com now!



Cut off times

We will not be allocating any cutoff stages on the first day and you do not have any time restrictions for liaison sections between stages. I want to keep this fun and relaxing for you all. But if I find some people out there are having picnics and really taking their time, then I might have to enforce some course cut off times for the following days. If you need more time on course to get through it, then make sure you are on the first waves/van to start on course each day.


No Shops Day 1 & 2

Note that if you are getting picked up from the Airport on Feb 15th, you will be heading straight out to the mountains. There are **NO SHOPS** out there. If you need to buy snacks or any other supplies we can have the shuttle drivers stop at the small convenience store on the way out. We don't pass any major grocery stores, so options will be limited. Once you hit Queenstown at the end of day 2, we are staying about a 3min bike ride from a grocery store and anything else you can think of.

Bike Box Transportation

We will be transporting ALL bike boxes to Queenstown – They will be packed in a truck on arrival day and you want see them or have access to them until the final day of the race. So make sure you don't leave any parts in there that you might need during the week.

NOTE: if you get injured during the race and need to head home - your bike box/bag WILL NOT BE ACCESSIBLE to get until the end of day 6. We will do the best we can to help you work around this.



Charging Phone's etc

For the first 2 nights, those staying in the Dorm Rooms at St Andrew's Lodge will have limited power. The lodge is run off a generator and it will only be running in the afternoon's/evenings, so charge your phone's etc as soon as you get in from riding. Generator will be shut off during the night while sleeping

Cell Phone Coverage & Wifi

You will get Cell Phone coverage through the duration of the week. The first 2 nights at Castle Hill, some houses will have Wifi for you to use. Please be mindful and know that these are people's personal holiday houses so please only use for regular internet needs. There is wifi the final 5 nights for everyone at Pinewood Lodge

Day 2's MASSIVE drive

Day 2 requires us to move from the beauty of Craigieburn to the spectacular Queenstown. This drive is stunning on a nice day and a great way to see some of NZ, but please note it's a 6-7hr drive. It's huge. Something we have struggled with for the past 5 years on it being too much. But we just can't let go of having you ride in and experience both Craigieburn and Queenstown – it's a true treat and you will see why!

Travel Insurance and Trip Cancellation Insurance

At this point you should all have your travel insurance and trip cancellation in place. We are now into the time frame of no refunds for cancellation and this is where your trip cancellation will come into play with your insurance provider if you get injured and can't come anymore. Make sure your policy covers mountain biking and trip cancellation.

Tools & Mechanical Help

More details to come but just know Trans NZ will also have a tool box of supplies that is on hand everyday for you to use - this includes a Bontrager Tubeless sealing pump for those running tubeless. There are NO bike shops or any shops for day 1 of the race. At the end of Day 2 you will arrive in Queenstown where there is ample bike shops for supplies.

Packing List - Ideas

Now keeping in mind what tools and supplies we will have for you above, these are some things you should bring:

- Sleeping Bag (those on the dorm package)
- Bed Sheets and pillow case (those on the Pamper Twin Share Package) OR a sleeping bag
- Towel
- Spare Hanger specific for your bike
- Allen Key Set for backpack
- Shock Pump (or share between friends coming - we will have one if you don't want to bring one)
- Spare tubes (you can buy extra's from mechanics if you go through them)
- Patch kit
- Sidewall patches
- Tire Levers
- Rain Jacket
- Warm base layer
- Earplugs for sleeping ;)very important!
- Power adaptor/converter if coming from overseas to charge your laptops/phones etc
- Headlamp
- Along with all the obvious stuff of bike, bike shoes, helmet, toothbrush etc ;)

ARRIVAL INFO

Christchurch Downtown Shuttle Pickup

- ⇒ For those of you landing before Feb 15th or that are already in Christchurch, then you will get picked up from out front of YMCA Downtown Christchurch, 12 Hereford St.
- ⇒ Be there at 10.30am ready to load With a 11am departure time
- ⇒ Have your bikes built and everything out of your bike bags/boxes as you won't see them again until day 6

Christchurch AIRPORT Pickup

Those arriving at the airport **on Feb 15th**:

- ⇒ Grab your bags from baggage claim then head to the designated meeting point - this location and map will be released to you closer to the event day
- ⇒ You will be putting your bike together at the airport before loading in the shuttle vans. You bike boxes/bags will go in a separate storage truck, you will **not see those boxes/bags until the end of the race**. There are a few bike stands and tools to put your bikes together there. You will then get taken to Castle Hill Village (1hr 15min drive away) - where you will then have ample time to 'fine tune' your bike



CLICK HERE TO ADD YOUR
FLIGHT DETAILS TO THE ONLINE
SPREADSHEET

*This can only be done on a computer (not a cell phone) so if you need me to add them please email megan@ridingb.com

SCHEDULE

****NOTE: THIS SCHEDULE WILL GET TWEAKED AND CHANGED BETWEEN NOW AND THE EVENT - SO JUST USE IT AS A GUIDE UNTIL YOU GET THE 'FINAL' VERSION!**

SATURDAY FEB 15TH:

Arrival Day.

- 11.00am: Shuttles leave from Christchurch Downtown Pickup
- 10.30am-4pm: Shuttles leaving from Christchurch Airport all day as they become full
- 6.00pm: Wave 1: Dinner at St Andrew's Lodge for those staying at St Andrew's Lodge
- 6.25pm: Wave 2: Dinner at St Andrew's Lodge for those staying in the houses at Castle Hill - house allocated to be confirmed
- 6.50pm: Wave 3: Dinner at St Andrew's Lodge for those staying in the houses at Castle Hill - house allocated to be confirmed
- 7.00pm: Wave 4: Everyone on the volunteer team
- 7.30pm: Mandatory Briefing at St Andrew's Lodge (**including those on the Dirtbag Package**)

SUNDAY FEB 16TH: - (Day 1 Craigieburn)

- 7.30am: Wave 1: Breakfast at St Andrew's Lodge for those staying at St Andrew's Lodge
- 7.50am: Wave 2: Breakfast at St Andrew's Lodge for those staying in the houses at Castle Hill
- 8.15am: Wave 3: Breakfast at St Andrew's Lodge for those staying in the houses at Castle Hill
- 9.00am: Wave 1: Shuttles leave Castle Hill: for everyone staying at St Andrew's Lodge
- 9.20am: Wave 2: Shuttles leave Castle Hill: for allocated houses TBC
- 9.40am: Wave 3: Shuttles leave Castle Hill: for allocated houses TBC
- 9.15am-3.00pm: Riders on course
- 1.30-3.00pm: Riders finishing back at Castle Hill Village
- 1.30-4.00pm: Emerson's Beer Garden open & Bike Wash Station
- 6.00pm: Wave 1: Dinner at St Andrew's Lodge for those staying at St Andrew's Lodge
- 6.25pm: Wave 2: Dinner at St Andrew's Lodge for those staying in the houses at Castle Hill - house allocated to be confirmed
- 6.50pm: Wave 3: Dinner at St Andrew's Lodge for those staying in the houses at Castle Hill - house allocated to be confirmed
- 7.15pm: Race briefing for next day

MONDAY FEB 17th - (Day 2 Craigieburn)

- 6.30am: Wave 1: Breakfast at St Andrew's Lodge for those staying at St Andrew's Lodge
 - 6.50am: Wave 2: Breakfast at St Andrew's Lodge for those staying in the houses at Castle Hill
 - 7.15am: Wave 3: Breakfast at St Andrew's Lodge for those staying in the houses at Castle Hill
 - 7.30am: Pack a day bag with change of clothes/towel/shower stuff and put in allocated van at shuttle pickup area
 - 7.15am-8.10am: Load your luggage bag (location TBC) - you will not see this bag again until arrival into accomm in Queenstown
 - 7.45am: Wave 1: Shuttles leave Castle Hill: for everyone staying at St Andrew's Lodge
 - 8.10am: Wave 2: Shuttles leave Castle Hill: for allocated houses TBC
 - 8.30am: Wave 3: Shuttles leave Castle Hill: for allocated houses TBC
 - 8.00am-12pm: Riders on course
 - 11.00-1.00pm: Riders finishing at Forest Lodge. Shower if you like, then load up vans for long drive to Queenstown
 - 12.00-1.00pm: Shuttles leaving Forest Lodge to Queenstown (6-7+hr drive)
 - 7.00-8.00pm: Arrive Queenstown
 - 7.45-8.45pm: Head straight to dinner when your bus arrives and you check into your accommodation
- ** NOTE: there is no briefing tonight as its done at the top of the hill the next morning**

TUESDAY FEB 18TH - (Day 3 Queenstown)

7.20am: Wave 1: Breakfast for volunteers (40 people)
7.30am: Wave 1: Breakfast
7.50am: Wave 2: Breakfast
8.15am: Wave 3: Breakfast
8.40am: Start loading shuttles for Riders
8.45am: All the slowest riders to load in a van to leave 15mins early
9.00am: ALL Shuttles leaving Pinewood Lodge together
9.30am: Riders on course (everyone to reach the start of stage 1 for briefing before we start racing, 45min climb)
3.00- 5.30pm: Riders finishing (beer garden setup)
3.30- 5.30pm: Shuttles leaving back to Pinewood Lodge (15min drive) - bike wash back at Pinewood
6.30pm: Wave 1: Dinner
6.50pm: Wave 2: Dinner
7.10pm: Wave 3: Dinner
7.30pm: Briefing for next day and pictures/video to show

WEDNESDAY FEB 19TH - (Day 4 Alexandra)

6.50am: Volunteers Breakfast
7.00am: Wave 1 Breakfast
7.20am: Wave 2 Breakfast
7.40am: Wave 3 Breakfast
8.30am: Wave 1 Shuttles leave for Alexandra (1hr 20min drive)
8.50am: Wave 2 Shuttles leave for Alexandra (1hr 20min drive)
9.10am: Wave 3 Shuttles leave for Alexandra (1hr 20min drive)
10.15am: Riders on course
2.30pm-4.30: Finishing at Monteith's Brewery - you get a burger here for lunch and chill out for a while (bring cash for beer)
4.00pm-5.30pm: Shuttles leaving back to Queenstown (1hr drive)
7.00pm: Wave 1: Dinner
7.20pm: Wave 2: Dinner
7.40pm: Wave 3: Dinner
8.00pm: Briefing for next day and slideshow to show

THURSDAY MARCH 1 - (Day 5 Cardrona)

6.50am: Volunteers Breakfast
7.00am: Wave 1 Breakfast
7.20am: Wave 2 Breakfast
7.40am: Wave 3 Breakfast
8.30am: ALL Shuttles leave for Cardrona (1hr 20min drive)
10.00am: Riders on course
2.00pm-4.00pm: Riders finishing
3.00pm-5.00pm: Shuttles leaving back to Pinewood Lodge (1hr drive)
7.00pm: Wave 1: Dinner
7.20pm: Wave 2: Dinner
7.40pm: Wave 3: Dinner
8.00pm: Briefing for next day and slideshow to show

FRIDAY FEB 21 - (Day 6 Queenstown)

7.20am: Volunteer Breakfast
7.40am: Wave 1 Breakfast
8.00am: Wave 2 Breakfast
8.20am: Wave 3 Breakfast
9.00-9.30am: Riders start leaving Pinewood - slowest climbers must leave at 9am
12.30-3.15pm: Riders finishing - celebrations and beer at Pinewood Lodge
1.00pm+ Collect bike boxes/bags and take to your room
6.00pm: Dinner and Celebrations start at Brazz Restaurant and Bar
7.30pm: Awards
8.00pm+: Party!

SATURDAY FEB 22 - Departure Day

On your own for breakfast

7.00-10.00am: Shuttles/transport leaving back to Christchurch if needed

** No Queenstown Airport shuttles. If you need a shuttle book with: <https://www.supershuttle.co.nz/>

SCHEDULE

Course Details

To the good stuff! We are not releasing any of the specific course details until race day, that's what this is all about, keeping it exciting, riding blind and making sure the locals don't get an advantage of those traveling from afar! Here are just some stats, average's and a guide to keep you going and entertained!

NOTE: There will be a Stage Description with the course marshal at the beginning of each stage during the week, that outline how long the stage is, how much descending and climbing there is in the stage and any things that you might need to be aware of in the stage.

Day 1: Craigieburn

- Alpine Riding, Beautiful Scenery (if not clouded in!), mix of trail types from traversing exposed trail, to high speed flow, to roots, and loose dirt. This day has a little bit of everything and depending on the weather will depend on how it rides. A solid day of climbing today
- Approx 30km, Approx 1450m of climbing, Approx 4-6hr day

Day 2: Craigieburn

- We have a big drive this day so the riding will be a little bit of a shorter day, after the big day yesterday and what will be a big day tomorrow, you will appreciate a shorter day today!
- Approx 20km, Approx 800m of climbing, Approx 2.5 - 3.5hr day

Day 3: Queenstown

- This is pure alpine riding, with crazy scenery and a mix of open tussock flow trails with a bit of technicality to through in the there to keep you on your toes.
- Those with true distance stamina will shine on this day as there a few longer descents
- Approx 30km, Approx 1300m Climbing and a whopping 3000m of Descending, Approx 5hr day

Day 4: Alexandra (on private land)

- This day is different to all the rest. You will be riding dry and rocky terrain today but stupidly fun trails!
- The locals have created an art with trail building and incorporating rock features and the use of terrain into all their trails
- This will be the day to back it off a little as these trails aren't ridden to the extent of others and you need to keep your eye closely on where the trail goes before you find yourself unsure of where you are!!
- This day has shorter climbs on the liaison's which is nice but more stages!
- It's also on its own climate gauge and the heat can really creep up and there are no trees or shade on course - so be warned and ready and hope for a cooler cloudy day.
- Approx 30km, Approx 1200m of Climbing and Descending, Approx 3.5 - 4.5hr day

Day 5: Cardrona

- This day is different different again. We will be using the Cardrona bike park with some lift access but also still a good amount of climbing to make you earn your turns

- Expect some looser and dryer terrain (although this day was cancelled last year due to it being freezing and snowing, so who knows!!!)

Day 6: Queenstown

- It's the last day and I am sure you will all be feeling a little shattered, but hang in there as its going to be worth it
- You will work hard off the bat on your climbing for the day, but once you get to the start of stage 2, your reward will be waiting
- That's all we are going to say about this day
- Approx 20km, Approx 1200m of Climbing and 1700m of Descending, Approx 2.5-4hrs day